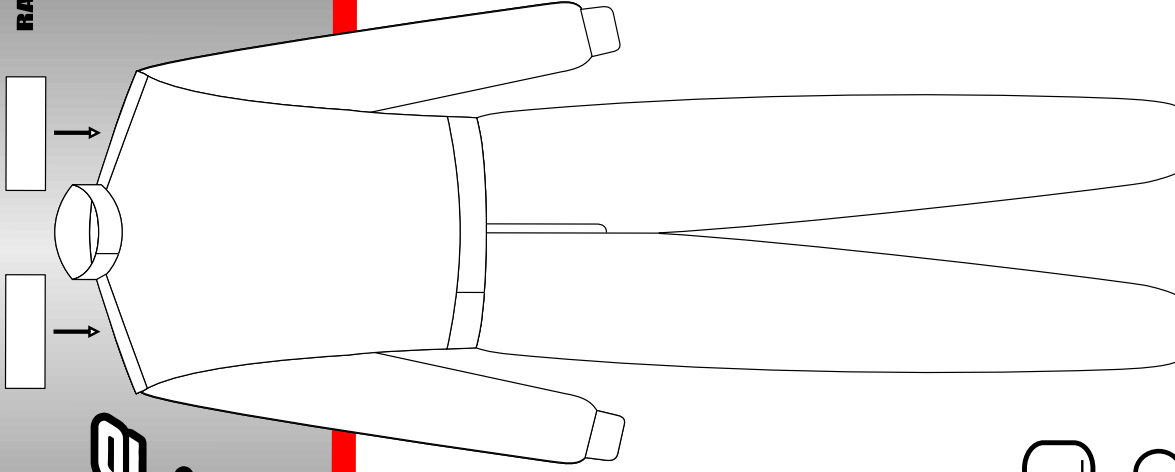
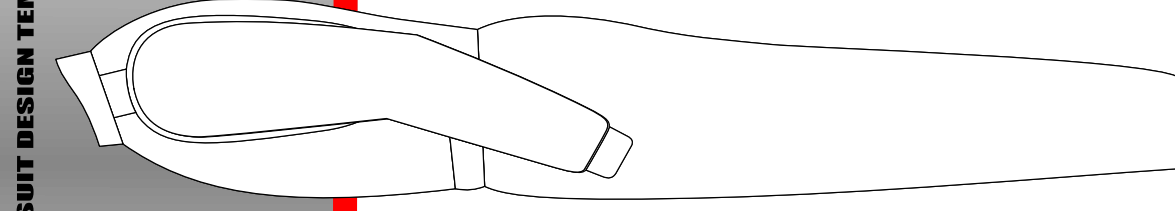




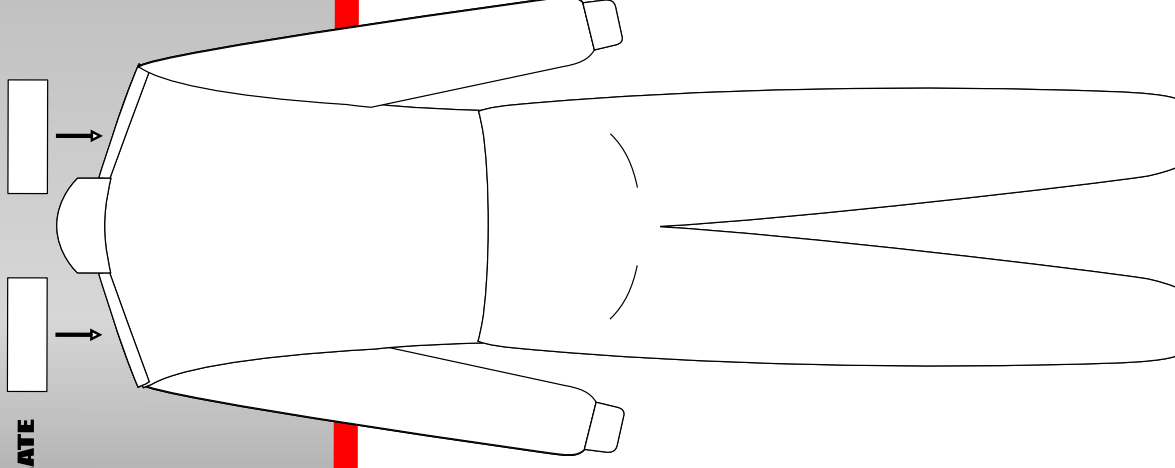
RACE SUIT DESIGN TEMPLATE



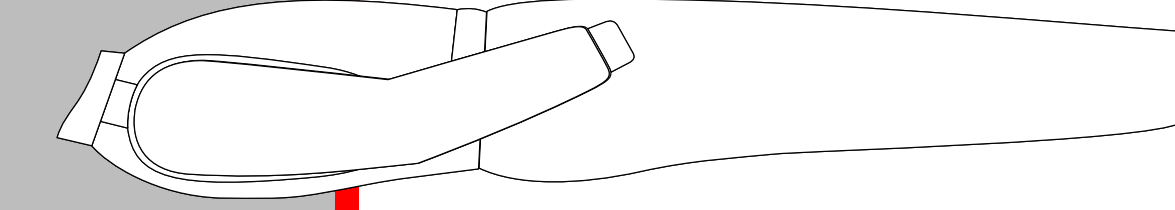
FRONT



SIDE



BACK



SIDE

Construction:

- Single Layer SFI 3.2A/1
- Double Layer SFI 3.2A/5
- Triple Layer SFI 3.2A/5
- Multi Layer SFI 3.2A/15
- Multi Layer SFI 3.2A/20
- 1Piece 2Piece

Quilting Stitching:

- Verticle Box Diamond

Name Embroidery: Script Block

*

Signature Required.

Date: 09/03/10

*

You agree everything on this design is what you the Customer Approves and cannot be changed after being made and shipped. Leaf Racewear is not at fault for any Mistakes.

WWW.AWESOMERACEWEAR.COM

FAX: 1-519-453-5460
INFO@AWESOMERACEWEAR.COM